



District Report Card: 2017


State: Sikkim	District: East Sikkim
Class: 8	Subject: Mathematics
Schools: 92	Students: 2035


Participation/Coverage


Students

<div>GENDER</div> <div></div>	Boys		Girls	
	Number	%	Number	%
	981	48.21	1054	51.79

<div>AREA</div> <div></div>	Rural		Urban	
	Number	%	Number	%
	1645	80.84	390	19.16

<div>CATEGORY</div> <div></div>	SC		ST		OBC		GEN	
	Number	%	Number	%	Number	%	Number	%
	187	9.19	614	30.17	898	44.13	336	16.51

<div>CWSN</div> <div></div>	LD	VI	HI	S&LD	ID	Oth
	4	2	2	2	4	2

<div>Management</div> <div></div>	Government		Government-aided	
	Number	%	Number	%
	1941	95.38	94	4.62

Average Performance of Students in Mathematics (%)

Overall	Gender		Area		Management		Social Group			
	Male	Female	Rural	Urban	Govt.	Aided	SC	ST	OBC	GEN
29.60	29.13	30.03	29.70	29.16	29.73	26.88	30.41	29.25	29.19	30.87

Performance on Learning Outcomes (LOs)

Learning Outcomes	Description	Average Performance(%)
M601	Solves problems involving large numbers by applying appropriate operations	28.93
M606	Solves problems on daily life situations involving addition and subtraction of fractions / decimals	24.06
M620	Finds out the perimeter and area of rectangular objects in the surroundings like floor of the class room, surfaces of a chalk box etc.	24.33
M621	Arranges given/collected information in the form of table, pictograph and bar graph and interprets them	24.45
M702	Interprets the division and multiplication of fractions	31.84
M705	Solves problems related to daily life situations involving rational numbers	23.98
M706	Uses exponential form of numbers to simplify problems involving multiplication and division of large numbers	20.89
M707	Adds/subtracts algebraic expressions	33.76
M710	Solves problems related to conversion of percentage to fraction and decimal and vice versa	19.92
M717	Finds out approximate area of closed shapes by using unit square grid/graph sheet	28.43
M719	Finds various representative values for simple data from her/his daily life contexts like mean, median and mode	42.32
M721	Interprets data using bar graph	37.80
M801	Generalizes properties of addition, subtraction, multiplication and division of rational numbers through patterns	24.59
M802	Finds rational numbers between two given rational numbers	31.49
M803	Proves divisibility rules of 2, 3, 4, 5, 6, 9 and 11	35.88
M804	Finds squares, cubes, square roots and cube roots of numbers using different methods	29.35
M808	Uses various algebraic identities in solving problems of daily life	37.12
M812	Verifies properties of parallelogram and establishes the relationship between them through reasoning	25.85
M818	Finds surface area and volume of cuboidal and cylindrical object	24.88
M819	Draws and interprets bar charts and pie charts	31.79

Range of Performance of Students who Answered Correctly

Below 30%		30% - 50%		50% - 75%		Above 75%	
Number	%	Number	%	Number	%	Number	%
1104	54.25	769	37.79	154	7.57	8	0.39

Lowest Performing Learning Outcomes (LOs)

- 1 - Solves problems related to conversion of percentage to fraction and decimal and vice versa (19.92)
- 2 - Uses exponential form of numbers to simplify problems involving multiplication and division of large numbers (20.89)
- 3 - Solves problems related to daily life situations involving rational numbers (23.98)

4 - Solves problems on daily life situations involving addition and subtraction of fractions / decimals (24.06)

5 - Finds out the perimeter and area of rectangular objects in the surroundings like floor of the class room, surfaces of a chalk box etc. (24.33)